



**Electrolux**  
PROFESSIONAL

## High Productivity Cooking Touchline tilting braising pan, gas (88,634BTU), 26 gal (100 lt)

ITEM # \_\_\_\_\_

MODEL # \_\_\_\_\_

NAME # \_\_\_\_\_

SIS # \_\_\_\_\_

AIA # \_\_\_\_\_



**587038 (PFET10GCWU)**

Touchline tilting braising  
pan, gas (88,634BTU),  
26gal capacity (100lt) -  
120V/1p/60Hz

### Short Form Specification

#### Item No.

AISI 304 stainless steel construction. GN compliant pan size; 0.8" (18mm) thick pan bottom 0.7" (15mm) mild steel and 0.1" (3mm) AISI 316 stainless steel. Insulated and counterbalanced lid. Motorized tilting with variable speed control. Pan can be tilted beyond 90° to completely empty the food. Robust multiple burners with electronic ignition and monitoring. Safety thermostat protects the pan from overheating. A precise, electronic control of pan bottom temperature ensures fast reaction and exact adherence to preselected cooking temperatures between 122 and 482°F (50° and 250°C). TOUCH control panel. SOFT function. IPX6 water resistant. Configuration: Free-standing or Standing against a wall. Installation options (not included): floor mounted on 8" (200mm) high feet or a plinth which can be either steel or masonry construction.

### Main Features

- Pan size is GN compliant.
- Temperature sensors provides efficient temperature control: the power is supplied as and when required to keep the set temperature value without exceeding it.
- Optimum heat distribution in the food provides best cooking results in terms of taste, color and consistency and in terms of vitamin preserving.
- Easy to clean cooking surface due to large-radius edges and corners.
- IPX6 water resistant.
- Motorized, variable pan tilting with "SOFT STOP". Tilting and pouring speeds can be precisely adjusted. Pan can be tilted over 90° to facilitate pouring and cleaning operations.
- Built in temperature sensor to precisely control the cooking process.
- No overshooting of cooking temperatures, fast reaction.
- USB connection to easily update the software, upload/download recipes and download HACCP data.
- Multifunctional cooking appliance used for roasting, pot-roasting, braising, simmering, boiling and steaming.

### Construction

- External panelling and internal frame made of 1.4301 (AISI 304) stainless steel.
- Multipurpose non-stick cooking surface in 0.75" (18 mm) thick compound: 0.1" (3 mm) shot-blasted 1.4404 (AISI 316L) stainless steel surface, seamlessly welded to the mild steel bottom.
- Double-lined insulated lid in 1.4301 (AISI 304) stainless steel mounted on the cross beam of the unit, counterbalanced by a hinge that remains open in all positions.
- Gas appliance has robust multiple burners with electronic ignition and monitoring for a safer operation. Operation with natural gas and LPG (on request).
- Water mixing tap is available as optional accessory to make water filling and pan cleaning easier.
- Minimised presence of narrow gaps for easier cleaning of the sides to meet the highest hygiene standards.
- Heatproof handle with non-slip surface.
- Front-mounted inclined led "TOUCH" control panel with recessed deep drawn casing, features self-explanatory display functions which guide operator throughout the cooking process: simultaneous display of actual and set temperature as well as set

APPROVAL: \_\_\_\_\_

Electrolux Professional, Inc.

[www.electroluxprofessional.com](http://www.electroluxprofessional.com)

4003 Collins Lane Louisville, KY 40245 USA - fax number: 706-447-6228

cooking time and remaining cooking time; real time clock; "SOFT" control for gentle heating up for delicate food; 9 power simmering levels from gentle to heavy boiling; timer for deferred start; error display for quick trouble-shooting.

- Possibility to store recipes in single or multiphase cooking process, with different temperature settings.
- Can be prearranged for energy optimisation or external surveillance systems (optional).
- 98% recyclable by weight; packaging material free of toxic substances.
- [NOT TRANSLATED]
- [NOT TRANSLATED]
- [NOT TRANSLATED]

### User Interface & Data Management

- Connectivity ready for real time access to connected appliances from remote and data monitoring (requires optional accessory - contact the Company for more details).

### Sustainability



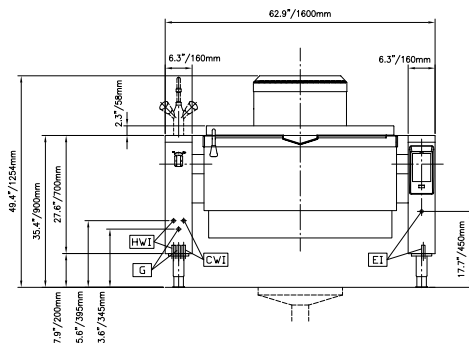
- High-quality thermal insulation of the pan saves energy and keeps operating ambient temperature low.

### Optional Accessories

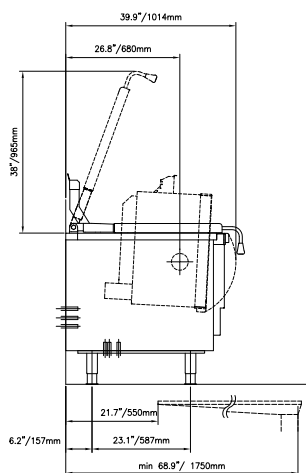
- Perforated container with handles, PNC 910211 ☐  
height 4" (102mm)
- Perforated container with handles, PNC 910212 ☐  
height 6" (152mm)
- Perforated container with handles, PNC 911673 ☐  
height 8" (203mm)
- Left cover plate and mixing faucet PNC 911819 ☐  
for kettle (587040), and all braising  
pans (587037, 587039, 587031,  
587035, 587027, 587028, 587021,  
and 587025)
- Suspension frame for Non- PNC 912709 ☐  
Pressurized Tilting Braising Pans - 2  
needed for 24 gallon units (587031,  
587037) - 3 needed for 45 gallon  
units (587035, 587039)
- Spray gun for tilting units, height PNC 912776 ☐  
27-1/2" (698.5mm) - factory fitted
- SCRAPER WITHOUT HANDLE PNC 913431 ☐  
(PFEX/PUEX)
- - NOT TRANSLATED - PNC 913432 ☐
- 4 flanged feet, 2", for prothermetic PNC 913438 ☐  
units (kettles, braising pans &  
pressure braising pans)

# High Productivity Cooking Touchline tilting braising pan, gas (88,634BTU), 26 gal (100 lt)

Front



Side

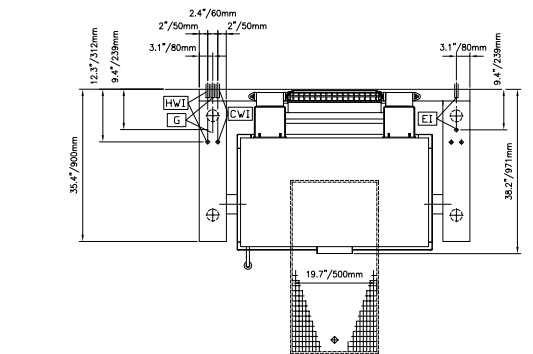


CWI = Cold Water inlet

EI = Electrical connection

G = Gas connection

Top



## Electric

Supply voltage: 120 V/1 ph/60 Hz  
Total Watts: 0.25 kW

## Gas

Gas Power: 88712 Btu/hr (26 kW)  
Gas Type Option: Propane  
Gas Inlet: 3/4"

## Water:

Pressure: 29-87 psi (2-6 bar)

## Installation:

FS on concrete base; FS on feet; On base; Standing against wall

## Type of installation:

## Key Information:

Working Temperature MIN: 122 °F (50 °C)  
Working Temperature MAX: 482 °F (250 °C)  
External dimensions, Width: 63 " (1600 mm)  
External dimensions, Depth: 35 7/16" (900 mm)  
External dimensions, Height: 27 9/16" (700 mm)  
Net weight: 595 lbs (270 kg)  
Shipping width: 63 3/8" (1610 mm)  
Shipping depth: 35 13/16" (910 mm)  
Shipping height: 28 1/8" (715 mm)  
Shipping weight: 595 lbs (270 kg)  
Shipping volume: 36.99 ft<sup>3</sup> (1.05 m<sup>3</sup>)  
Configuration: Rectangular; Tilting  
Heating type: Direct  
Tilting mechanism: Automatic